

REV.	ECN NO.	LOCATIONS.	DESCRIPTION	DATE	CHANGER
------	---------	------------	-------------	------	---------

Ordering Code:

TS143-5 X 22 00-LCP

① ②③④

① Series No.

② 5=SMT (high 5.0mm)

③ Plating Code:

G=Glod Flash
1=15u"

④ NO.of Contact=22Pln

NOTES:

1.MATERIAL:

HOUSING:LCP 30% G/F UL94 V-0

COLOR:BLACK

CONTACT:PHOSPHOR BRONZE C5191H T=0.25mm

BOARD LOCK:BRASS C2680H T=0.30mm

2.FINISH:

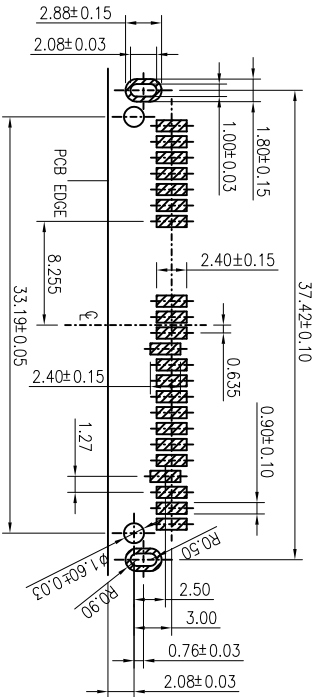
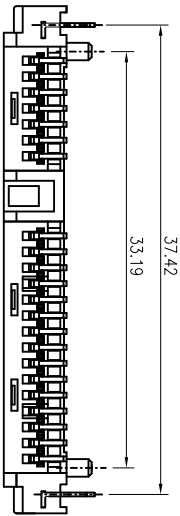
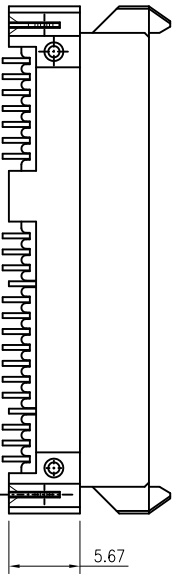
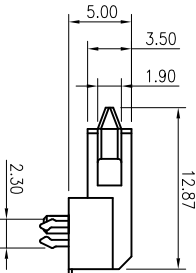
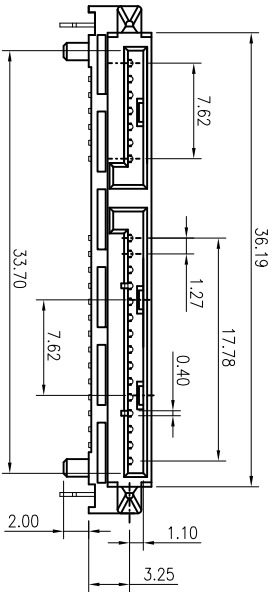
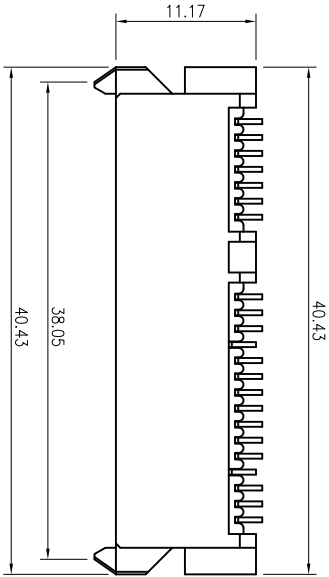
CONTACT:GOLD FALSH/TIN PLATING ON CONTACT AREA

100u" MIN.TIN PLATING ON SOLDERTAILS

50u" MIN.NICKEL UNDERPLATING OVER ALL

BOARD LOCK:100u"MIN.TIN PLATION ON SOLDERTAILS

50u"MIN.TIN NICKEL UNDERPLATING OVER ALL



RECOMMEND PCB LAYOUT (T=1.5)
PCB TOLERANCE:±0.05

GENERAL TOLERANCE			鉗創科技有限公司 TRONTEK TECHNOLOGY CO., LTD.		
X±	X*±	1°			
.X± 0.30	X*±				
.XX± 0.20	.XX*±				
.XXX± 0.10	.XXX*±		TITLE: SATA 7+15P F R/A SMT Type H=5.0mm板L		
CUSTOMER DRAWING			PART NO. TS143-5X2200-LCP	DWG NO. 20130417	
APPROVED Paul	CHECKED: Paul	DRAWN: sunny	III	SCALE: 1:1	SHEET: 1 / 1
		mm	III	PROJ. A	REV. A