

REV.	ECN NO.	LOCATIONS.	DESCRIPTION	DATE	CHANGER
------	---------	------------	-------------	------	---------

NOTES:

*Material

Housing: Nylon46+30%G.F., UL 94V-0 rated.
Contact: Brass;
Plating: Au plating on contact area,
Sn (100u" Min.) plating on solder tail,
Ni (40u" Min.) underplating overall.
Harpoon: Brass;
Plating: Sn (100u" Min.) plating on solder tail,
Ni (40u" Min.) underplating overall.

*Mechanical

Insertion Force: 45N Max.
Withdrawal Force: 10N Min.
Durability: 500 Cycles.

*Electrical Specification

Current Rating: 1.5 Ampere Per Contact;
Contact Resistance: 30mΩ Max.
Insulation Resistance: 1000MΩ Min.
Dielectric Withstanding Voltage: 500V AC.

*Environmental

Operating Temperature: -55°C to +85°C

Ordering Code

TSH146 - X X X X

① ② ③ ④

① Series No.

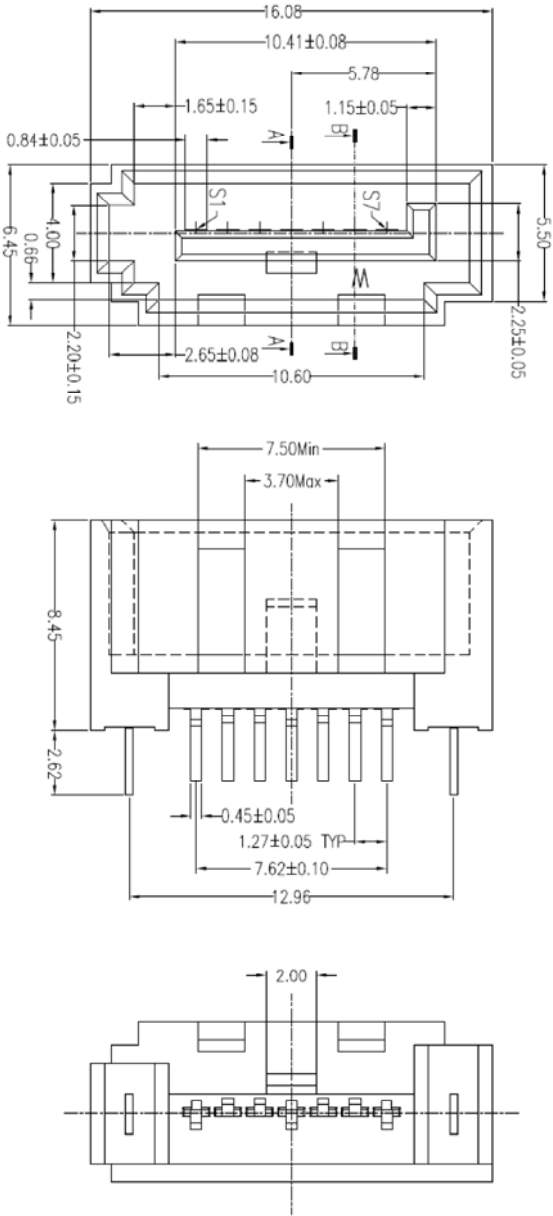
② No. of Contact: 07

③ Plating option:

Gold : G=Ftosh ; 1=5u" ; 2=10u" ; 3=15u" ; 4=30u"

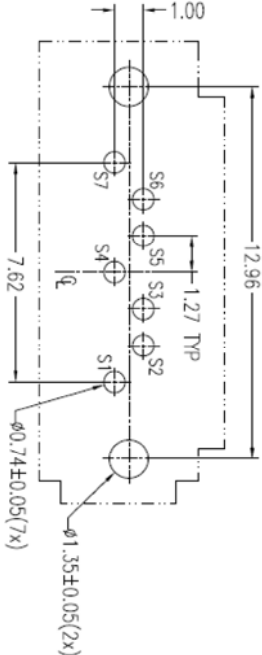
④ 2= Straight A Type DIP(pin:2.1~2.25mm)

3= Straight A Type DIP(Pin3.3mm)



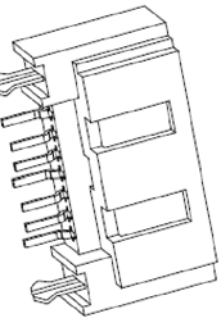
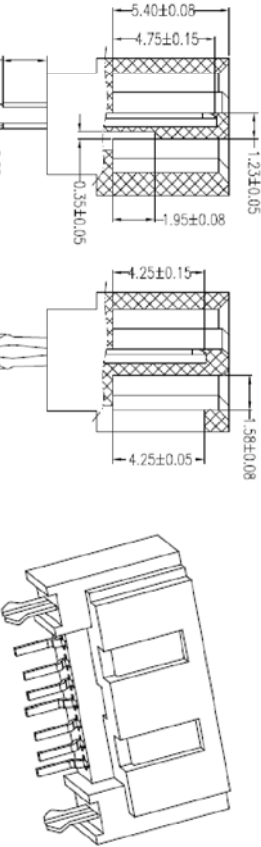
PIN	SIGNAL NAME
S1	GND
S2	A+
S3	A-
S4	GND
S5	B-
S6	B+
S7	GND

P.C.B Layout(T=1.60mm)
COMPONENT SIDE



Port Number	Dim "A"
2	2.1~2.25mm
3	3.30mm

Unit:mm



GENERAL TOLERANCE	X.± 1°
X.± 0.25	X.± 1°
.XX± 0.15	.XX± 1°
.XXX± 0.08	.XXX± 1°

鉅創科技有限公司
TRONTEK TECHNOLOGY CO., LTD.

SATA 7pin Straight A Type DIP

CUSTOMER DRAWING

PART NO. TSH146-XXXX

DWG NO.

20120917

APPROVED	CHECKED	DRAWN	SCALE	SHEET
Paul	Paul	sunny	5:1	1 / 1