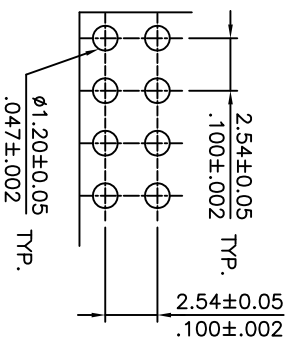
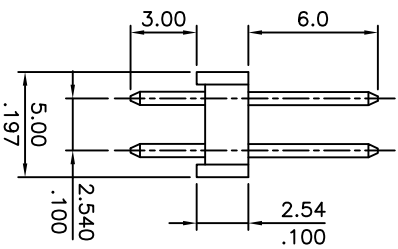
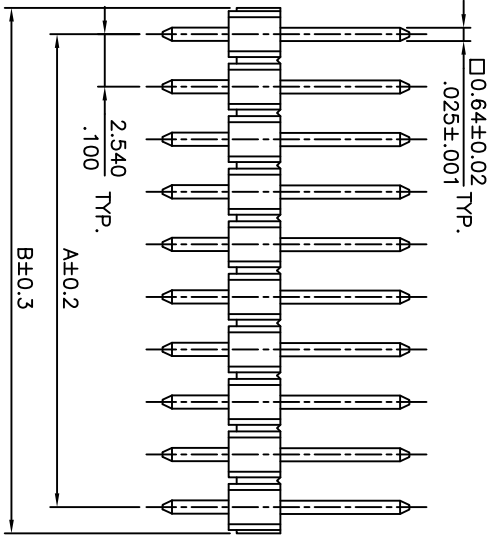
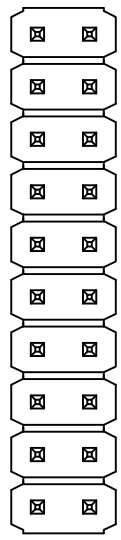


REV.	ECN NO.	LOCATIONS	DESCRIPTION	DATE	CHANGER



A = 2.54 \* No. of Spaces  
 B = A + 2.36  
 \* Available in 4 through 80 circuits

Recommended P.C. Board Layout

Material: \* Contact: Brass  
 Insulation: PBT UL 94V-0, Color Black

**Ordering Code:**

P84M8XD0D - XX 0 8

- ①
- ②
- ③
- ④
- ⑤

- ① Series No.
- ② Plating code:  
G=Gold Flash plated over  
1.27 μm(50 μ") Nickel
- ③ No. of Contact: 04 to 80
- ④ OTHER OPTIONS:  
0=STANDART
- ⑤ PACKING

GENERAL TOLERANCE		X±		X°± 1°	
X±		X°±		X°±	
.XX± 0.30		.XX±		.XX±	
.XXX± 0.20		.XXX±		.XXX±	
.XXX± 0.10		.XXX±		.XXX±	
CUSTOMER DRAWING		DRAWN: sunny		SCALE: 4:1	
APPROVED: Paul		CHECKED: Paul		SHEET: 1 / 1	
TITLE: PIN HEADER 2.54mm(.100") DUAL ROW H2.54mm DIP		PART NO.: P84M8XD0D-XX08		DATE: 20130412	
DRAWN: sunny		SCALE: 4:1		SHEET: 1 / 1	
CHECKED: Paul		DATE: 20130412		REV: A	

鉦創科技有限公司  
 TRONTEK TECHNOLOGY CO., LTD.

PART NO.: P84M8XD0D-XX08

20130412

DRAWN: sunny

CHECKED: Paul

APPROVED: Paul

1 2 3 4 5 6 7 8 9 10 11 12