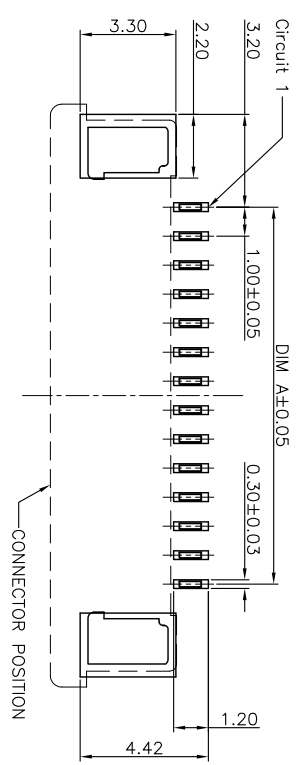
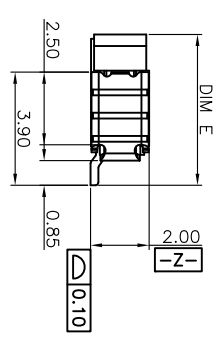
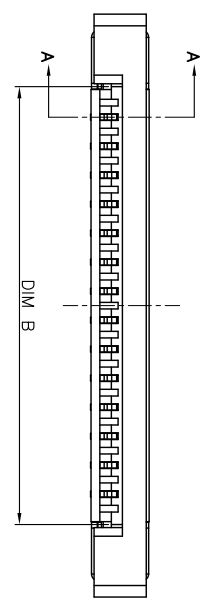
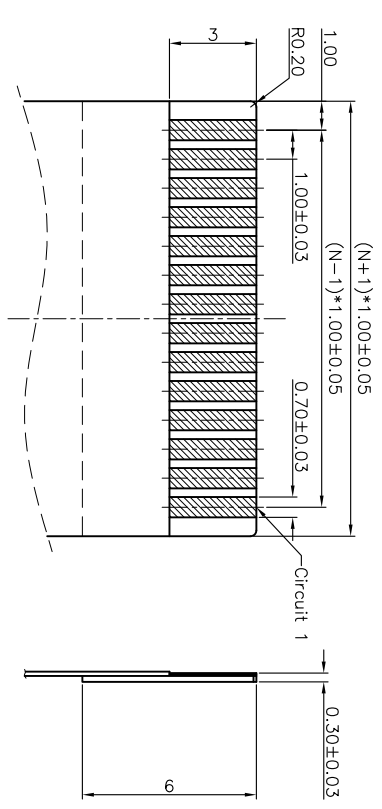


SECTION A-A
SCALE 1:1



RECOMMENDED P.C.B. PATTERN LAYOUT



RECOMMENDED PFC/FPC DIMENSION

- Note:
- Material:
 - 1.1 Housing: thermoplastic high temp UL94V-0; Color: natural.
 - 1.2 Latch: thermoplastic high temp UL94V-0; Color: black.
 - 1.3 Terminal: copper alloy.
 - 1.4 Fitting Nail: copper alloy.
 - Finish:
 - 2.1 Terminal: Underplating: Au/matt Tin overall.
 - 2.2 Fitting Nail: Underplating: matt Tin overall.
 - Product must comply RoHS specification.
 - Product No: TFP611-XX X X-00
- Series No- _____
NO. of Circuits- _____
- PLATING
1:Gold flash 1u"
2:Gold flash 2u"
3:Gold flash 3u"
BBright-Tin 90-120u"
C:Matt-Tin 90-120u"
- PACKING
A: Tape & Reel
C: Tube
- REMARKS
HF: Halogen free

CNTS	DIM A	DIM B	DIM C	DIM D	DIM E	DIM F
4	3.00	5.10	9.00	10.10		
5	4.00	6.10	10.00	11.10		
6	5.00	7.10	11.00	12.10		
7	6.00	8.10	12.00	13.10		
8	7.00	9.10	13.00	14.10		
9	8.00	10.10	14.00	15.10		
10	9.00	11.10	15.00	16.10	5.20	6.45
11	10.00	12.10	16.00	17.10		
12	11.00	13.10	17.00	18.10		
13	12.00	14.10	18.00	19.10		
14	13.00	15.10	19.00	20.10		
15	14.00	16.10	20.00	21.10		
16	15.00	17.10	21.00	22.10		
17	16.00	18.10	22.00	23.10		
18	17.00	19.10	23.00	24.10		
19	18.00	20.10	24.00	25.10		
20	19.00	21.10	25.00	26.10		
21	20.00	22.10	26.00	27.10		
22	21.00	23.10	27.00	28.10		
23	22.00	24.10	28.00	29.10	5.75	7.00
24	23.00	25.10	29.00	30.10		
25	24.00	26.10	30.00	31.10		
26	25.00	27.10	31.00	32.10		
27	26.00	28.10	32.00	33.10		
28	27.00	29.10	33.00	34.10		
29	28.00	30.10	34.00	35.10		

鉸創科技有限公司
TRONTEK TECHNOLOGY CO., LTD.

CUSTOMER DRAWING

Tolerance Unspecified/Size: A4

Unit: MM

Scale: 1:1

Project View: 1 OF 1

Product Name: TFP611-XXXX-00

Product No: 1.0Pitch H=2.0 PFC ZIF R/A Lower Type3 SMT CONN

Designer: Alian (09/16/11)

Checked: _____

Approved: _____